

COLD Only Can & PET Bottle Beverage Vending Machine

# FAG36JGCD80Y

## 36 Columns 30 Selections

### Ideal for a Wide Variety of Can & PET Bottle Beverage Products!

- ✓ Provides flexibility to expand product choices for sales increase
- ✓ Equipped with interactive LCD
- ✓ High quality with Japanese technology & engineering
- ✓ Compliant with IEC Standard

*Large Capacity High-end Model*



Taller items can be stored in addition to conventional products.



250mL Slim CAN    330mL Sleek CAN    500mL PET    600mL Long PET



New function  
**DC**




**Slant Rack**

**For Indoor & Outdoor**

# Provides more flexibility in product choices & easy front-loading for efficient operation and maintenance work.

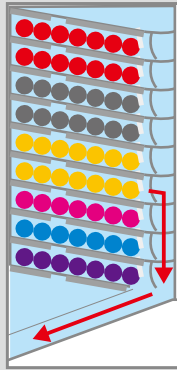
## Two types of rack

### Serpentine rack




Large capacity and energy-saving with zone cooling technology.

### Slant rack



Allow more flexibility with size and shape of beverage products to be stored. In addition to conventional products, even long PET bottles can be loaded.

[Example]



## Interactive 7-inch LCD for various applications (Not in Australia)

QR code payment system



Display product price and/or credit amount

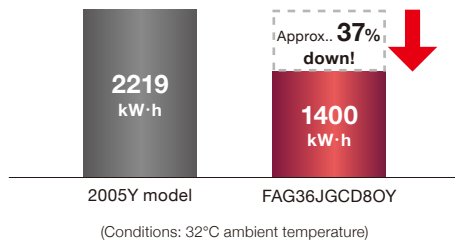


Change settings of vending machine  
Display URL link to operation manual



## Improved energy saving feature

Comparison in annual power consumption (in all COLD mode)



## Specifications

Model	FAG36JGCD80Y
Dimensions	H 1830 x W 1190 x D 768 mm
Product weight	290kg
No. of selection	36 columns / 30 buttons
Lighting	LED
Cooling unit	Compressor (8.8 cm <sup>3</sup> )
Refrigerant	R1234yf
Power consumption	1400kW·h/year (All COLD) at 32°C
Power supply	220 - 240V (50Hz)
Inside volume	937L
Control software	MDB

※Compliant with IEC Standard

## Storage capacity (estimate)

Type of rack	Serpentine																		Slant																		Total
	146mm						220mm						220mm						248mm									213mm									
Column No.	1	2	3	4	5	6	7	8	9	10	11	12	13	14	15	16	17	18	19	20	21	22	23	24	25	26	27	28	29	30	31	32	33	34	35	36	
250mL slim CAN	27	23	22	18	16	13	27	23	22	18	16	13	27	23	22	18	16	13	9	9	9	9	9	9	9	9	9	9	9	9	9	9	9	9	9	9	519
330mL sleek CAN	-	-	-	-	-	-	27	23	22	18	16	13	27	23	22	18	16	13	8	8	8	8	8	8	8	8	8	8	8	8	8	8	8	8	8	8	382
500mL PET bottle	-	-	-	-	-	-	20	18	16	14	12	10	20	18	16	14	12	10	7	7	7	7	7	7	7	7	7	7	7	7	7	7	7	7	7	7	306
600mL PET bottle	-	-	-	-	-	-	-	-	-	-	-	-	-	-	-	-	-	-	7	7	7	7	7	7	7	7	7	-	-	-	-	-	-	-	-	63	

※Some special products (e.g. glass bottle, aluminum bottles, etc.) may NOT be suitable for this machine, depending on shape and size.

## SAFETY NOTICE

\*Please read operation manuals and specification sheets carefully or consult with our local sales offices before using our products.  
\*This product needs to be handled by persons with proper skills and knowledge on the product.

## Fuji Electric Co., Ltd.

Gate City Ohsaki, East Tower, 11-2, Osaki 1-chome, Shinagawa-ku, Tokyo 141-0032, Japan  
Phone : +81-3-5435-7111